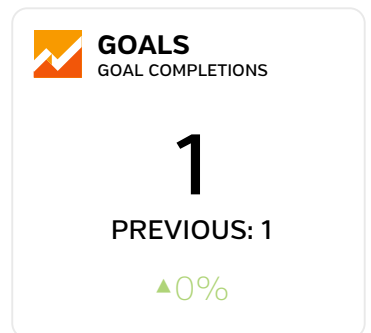
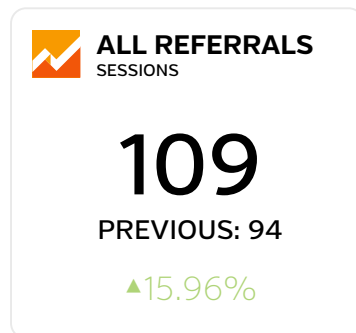
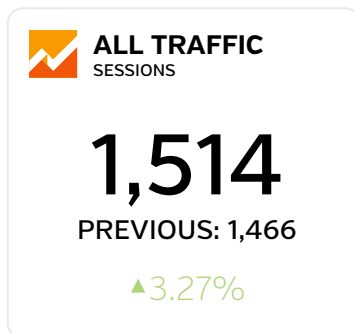
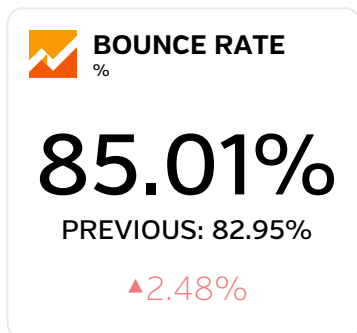
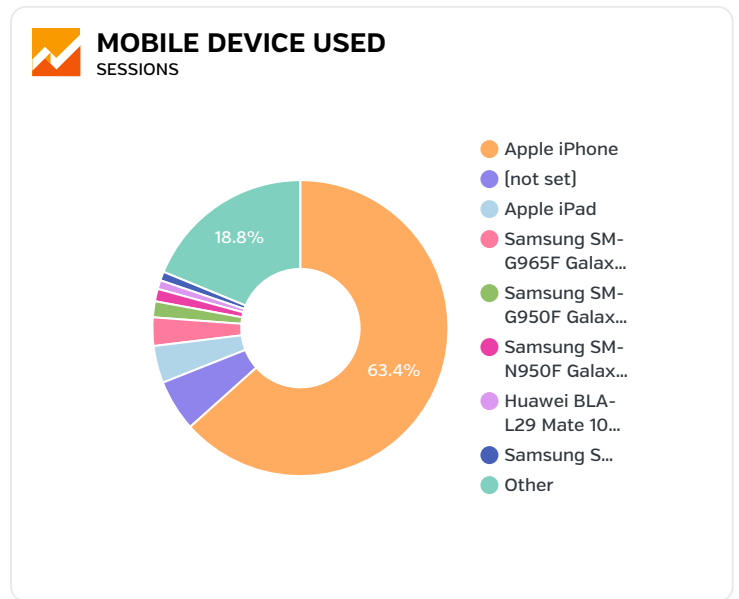
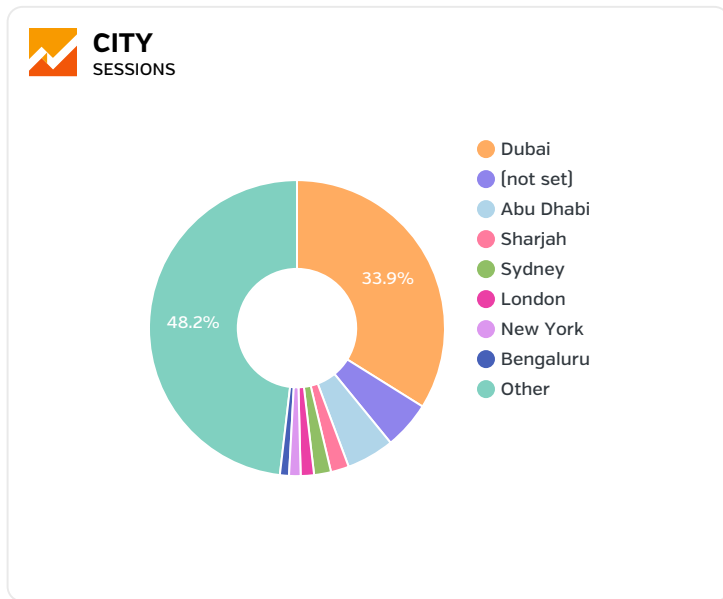
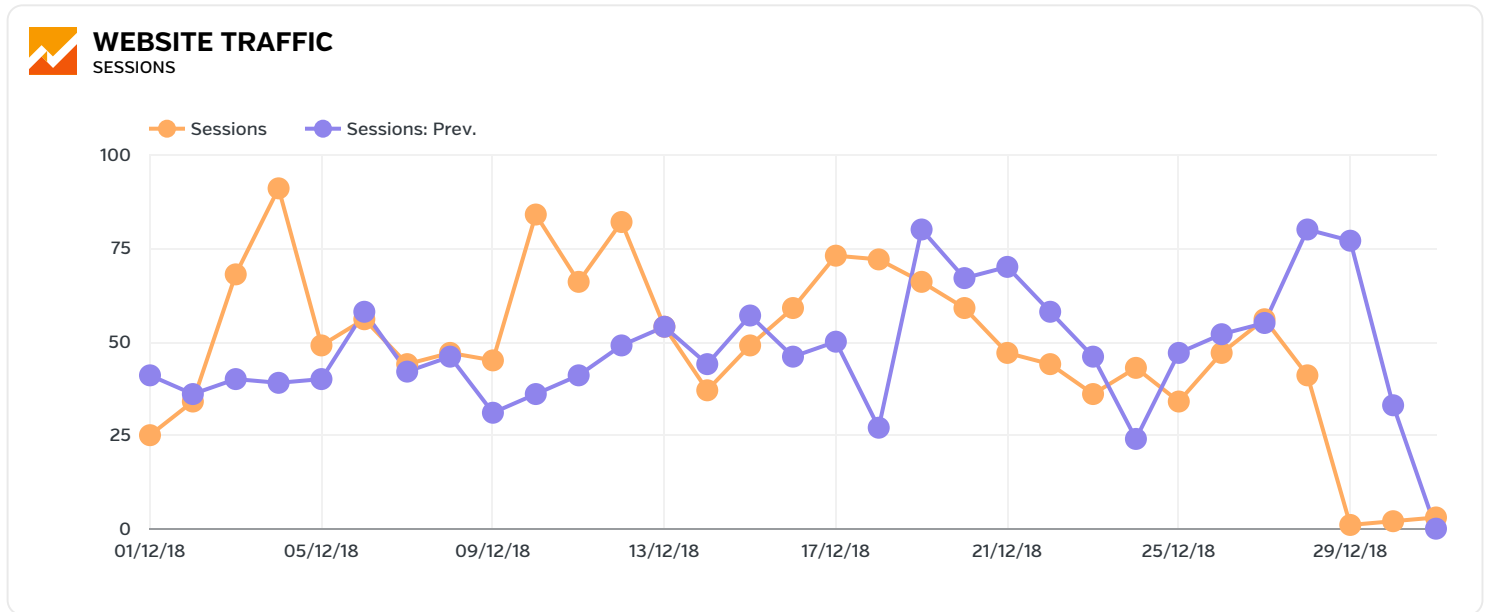

MONTHLY MARKETING REPORT

01/12/2018 - 31/12/2018 [compared to 01/11/2018 - 30/11/2018]

This is a sample report.

WEBSITE TRAFFIC

01/12/2018 - 31/12/2018 [compared to 01/11/2018 - 30/11/2018]



TRAFFIC SOURCES
SESSIONS

CHANNELS	SESSIONS	PAGE VIEWS	% NEW SESSIONS	BOUNCE RATE	PAGES / SESSION	AVG. SESSION DURATION	GOAL CONVERSION RATE	GOAL COMPLETIONS
Organic Search	▲9.12% 1,172 vs 1,074	▲6.73% 1,474 vs 1,381	▲3.44% 91.98% vs 88.92%	▼-0.34% 85.84% vs 86.13%	▼-2.19% 1.26 vs 1.29	▲10.52% 0:40 vs 0:36	▼-8.36% 0.09% vs 0.09%	0.00% 1 vs 1
Direct	▼-22.45% 228 vs 294	▼-28.84% 306 vs 430	▲3.87% 89.04% vs 85.71%	▲4.55% 78.95% vs 75.51%	▼-8.24% 1.34 vs 1.46	▼-34.37% 0:40 vs 1:01	0.00% 0.00% vs 0.00%	0.00% 0 vs 0
Referral	▲12.66% 89 vs 79	▼-3.74% 103 vs 107	▲2.14% 94.38% vs 92.41%	▲27.70% 92.13% vs 72.15%	▼-14.55% 1.16 vs 1.35	▼-69.92% 0:20 vs 1:06	0.00% 0.00% vs 0.00%	0.00% 0 vs 0
Social	▲33.33% 20 vs 15	▲34.78% 31 vs 23	0.00% 100.00% vs 100.00%	▼-4.55% 70.00% vs 73.33%	▲1.09% 1.55 vs 1.53	▲235.89% 0:31 vs 0:09	0.00% 0.00% vs 0.00%	0.00% 0 vs 0
[Other]	▲25.00% 5 vs 4	▼-50.00% 5 vs 10	0.00% 100.00% vs 100.00%	▲300.00% 100.00% vs 25.00%	▼-60.00% 1.00 vs 2.50	▼-100.00% 0:00 vs 0:36	0.00% 0.00% vs 0.00%	0.00% 0 vs 0

TOP REFERRALS
SESSIONS

SOURCE ▲	SESSIONS	BOUNCE RATE	NEW USERS	PAGES / SESSION	AVG. SESSION DURATION	GOAL COMPLETIONS	GOAL CONVERSION RATE
99-reasons-for-seo.com	∞ 24 vs 0	∞ 100.00% vs 0.00%	∞ 24 vs 0	∞ 1.00 vs 0.00	0.00% 0:00 vs 0:00	0.00% 0 vs 0	0.00% 0.00% vs 0.00%
100-reasons-for-seo.com	∞ 16 vs 0	∞ 100.00% vs 0.00%	∞ 16 vs 0	∞ 1.00 vs 0.00	0.00% 0:00 vs 0:00	0.00% 0 vs 0	0.00% 0.00% vs 0.00%
clutch.co	▼-11.76% 15 vs 17	▲51.11% 80.00% vs 52.94%	▼-21.43% 11 vs 14	▼-16.05% 1.33 vs 1.59	▼-71.77% 0:08 vs 0:30	0.00% 0 vs 0	0.00% 0.00% vs 0.00%
facebook.com	▲450.00% 11 vs 2	0.00% 100.00% vs 100.00%	▲450.00% 11 vs 2	0.00% 1.00 vs 1.00	0.00% 0:00 vs 0:00	0.00% 0 vs 0	0.00% 0.00% vs 0.00%
reach-publisher.en.info	∞ 11 vs 0	∞ 100.00% vs 0.00%	∞ 11 vs 0	∞ 1.00 vs 0.00	0.00% 0:00 vs 0:00	0.00% 0 vs 0	0.00% 0.00% vs 0.00%
l.instagram.com	▼-20.00% 8 vs 10	▼-53.13% 37.50% vs 80.00%	▼-20.00% 8 vs 10	▲73.08% 2.25 vs 1.30	▲1,044.23% 0:44 vs 0:03	0.00% 0 vs 0	0.00% 0.00% vs 0.00%
com.google.android.googlequicksearchbox	▼-42.86% 4 vs 7	▲16.67% 100.00% vs 85.71%	0.00% 4 vs 4	▼-30.00% 1.00 vs 1.43	▼-100.00% 0:00 vs 0:49	0.00% 0 vs 0	0.00% 0.00% vs 0.00%
sowhatmalaysia.squarespace.com	∞ 3 vs 0	∞ 100.00% vs 0.00%	∞ 3 vs 0	∞ 1.00 vs 0.00	0.00% 0:00 vs 0:00	0.00% 0 vs 0	0.00% 0.00% vs 0.00%
10fwd.ae	∞ 2 vs 0	∞ 50.00% vs 0.00%	∞ 2 vs 0	∞ 2.50 vs 0.00	∞ 10:03 vs 0:00	0.00% 0 vs 0	0.00% 0.00% vs 0.00%
d5dubai.com	0.00% 2 vs 2	▼-100.00% 0.00% vs 100.00%	▼-50.00% 1 vs 2	▲250.00% 3.50 vs 1.00	∞ 3:03 vs 0:00	0.00% 0 vs 0	0.00% 0.00% vs 0.00%
fitnessindxb.com	▲100.00% 2 vs 1	∞ 100.00% vs 0.00%	▲100.00% 2 vs 1	▼-50.00% 1.00 vs 2.00	▼-100.00% 0:00 vs 0:23	0.00% 0 vs 0	0.00% 0.00% vs 0.00%
globaliso.lightning.force.com	∞ 2 vs 0	∞ 50.00% vs 0.00%	∞ 2 vs 0	∞ 1.50 vs 0.00	∞ 0:39 vs 0:00	0.00% 0 vs 0	0.00% 0.00% vs 0.00%
images.google.co.in	∞ 2 vs 0	∞ 100.00% vs 0.00%	∞ 2 vs 0	∞ 1.00 vs 0.00	0.00% 0:00 vs 0:00	0.00% 0 vs 0	0.00% 0.00% vs 0.00%

SOURCE ▲	SESSIONS	BOUNCE RATE	NEW USERS	PAGES / SESSION	AVG. SESSION DURATION	GOAL COMPLETIONS	GOAL CONVERSION RATE
10forward.agency	∞ 1 vs 0	∞ 100.00% vs 0.00%	∞ 1 vs 0	∞ 1.00 vs 0.00	0.00% 0:00 vs 0:00	0.00% 0 vs 0	0.00% 0.00% vs 0.00%
app.grammarly.com	∞ 1 vs 0	∞ 100.00% vs 0.00%	∞ 1 vs 0	∞ 1.00 vs 0.00	0.00% 0:00 vs 0:00	0.00% 0 vs 0	0.00% 0.00% vs 0.00%
duckduckgo.com	∞ 1 vs 0	∞ 100.00% vs 0.00%	∞ 1 vs 0	∞ 1.00 vs 0.00	0.00% 0:00 vs 0:00	0.00% 0 vs 0	0.00% 0.00% vs 0.00%
omnesmedia.com	∞ 1 vs 0	∞ 100.00% vs 0.00%	∞ 1 vs 0	∞ 1.00 vs 0.00	0.00% 0:00 vs 0:00	0.00% 0 vs 0	0.00% 0.00% vs 0.00%
pinterest.com	0.00% 1 vs 1	▼-100.00% 0.00% vs 100.00%	0.00% 1 vs 1	▲100.00% 2.00 vs 1.00	∞ 4:30 vs 0:00	0.00% 0 vs 0	0.00% 0.00% vs 0.00%
tracxn.com	∞ 1 vs 0	∞ 100.00% vs 0.00%	∞ 1 vs 0	∞ 1.00 vs 0.00	0.00% 0:00 vs 0:00	0.00% 0 vs 0	0.00% 0.00% vs 0.00%
tw.search.yahoo.com	∞ 1 vs 0	∞ 100.00% vs 0.00%	∞ 1 vs 0	∞ 1.00 vs 0.00	0.00% 0:00 vs 0:00	0.00% 0 vs 0	0.00% 0.00% vs 0.00%
krumbleer-ads.info	▼-100.00% 0 vs 20	▼-100.00% 0.00% vs 50.00%	▼-100.00% 0 vs 20	▼-100.00% 0.00 vs 1.50	▼-100.00% 0:00 vs 2:17	0.00% 0 vs 0	0.00% 0.00% vs 0.00%
fora-marketers.info	▼-100.00% 0 vs 11	▼-100.00% 0.00% vs 100.00%	▼-100.00% 0 vs 11	▼-100.00% 0.00 vs 1.00	0.00% 0:00 vs 0:00	0.00% 0 vs 0	0.00% 0.00% vs 0.00%
krumbleize-ads.info	▼-100.00% 0 vs 9	▼-100.00% 0.00% vs 100.00%	▼-100.00% 0 vs 9	▼-100.00% 0.00 vs 1.00	0.00% 0:00 vs 0:00	0.00% 0 vs 0	0.00% 0.00% vs 0.00%
growthate-hacking.info	▼-100.00% 0 vs 7	▼-100.00% 0.00% vs 100.00%	▼-100.00% 0 vs 7	▼-100.00% 0.00 vs 1.00	0.00% 0:00 vs 0:00	0.00% 0 vs 0	0.00% 0.00% vs 0.00%
yandex.ru	▼-100.00% 0 vs 2	▼-100.00% 0.00% vs 100.00%	▼-100.00% 0 vs 2	▼-100.00% 0.00 vs 1.00	0.00% 0:00 vs 0:00	0.00% 0 vs 0	0.00% 0.00% vs 0.00%

SOURCE ▲	SESSIONS	BOUNCE RATE	NEW USERS	PAGES / SESSION	AVG. SESSION DURATION	GOAL COMPLETIONS	GOAL CONVERSION RATE
howblog.top	▼-100.00% 0 vs 1	0.00% 0.00% vs 0.00%	▼-100.00% 0 vs 1	▼-100.00% 0.00 vs 2.00	▼-100.00% 0:00 vs 0:07	0.00% 0 vs 0	0.00% 0.00% vs 0.00%
images.google.ae	▼-100.00% 0 vs 1	0.00% 0.00% vs 0.00%	▼-100.00% 0 vs 1	▼-100.00% 0.00 vs 4.00	▼-100.00% 0:00 vs 26:49	0.00% 0 vs 0	0.00% 0.00% vs 0.00%
lm.facebook.com	▼-100.00% 0 vs 1	0.00% 0.00% vs 0.00%	▼-100.00% 0 vs 1	▼-100.00% 0.00 vs 4.00	▼-100.00% 0:00 vs 1:11	0.00% 0 vs 0	0.00% 0.00% vs 0.00%
www-10forward-ae.cdn.ampproject.org	▼-100.00% 0 vs 1	▼-100.00% 0.00% vs 100.00%	▼-100.00% 0 vs 1	▼-100.00% 0.00 vs 1.00	0.00% 0:00 vs 0:00	0.00% 0 vs 0	0.00% 0.00% vs 0.00%
youtube.com	▼-100.00% 0 vs 1	0.00% 0.00% vs 0.00%	▼-100.00% 0 vs 1	▼-100.00% 0.00 vs 3.00	▼-100.00% 0:00 vs 0:30	0.00% 0 vs 0	0.00% 0.00% vs 0.00%

TOP LANDING PAGES
SESSIONS

LANDING PAGE	SESSIONS	PAGE VIEWS	PAGES / SESSION	AVG. SESSION DURATION	NEW USERS	BOUNCE RATE	GOAL CONVERSION RATE	GOAL COMPLETIONS
/	▼-18. 52% 374 vs 459	▼-18. 25% 627 vs 767	▲0. 33% 1.68 vs 1. 67	▲7. 65% 1:22 vs 1:16	▼-18. 27% 331 vs 405	▼-4.18% 62.83% vs 65. 58%	▲22. 73% 0.27% vs 0. 22%	0.00% 1 vs 1
/30-secret-santa-gift-ideas-your-coworkers-will-love/	▲453. 49% 238 vs 43	▲462. 22% 253 vs 45	▲1. 58% 1.06 vs 1. 05	▼-63. 83% 0:14 vs 0:39	▲448. 78% 225 vs 41	▲0.47% 95.80% vs 95. 35%	0.00% 0.00% vs 0. 00%	0.00% 0 vs 0
/how-to-write-good-instagram-captions-8-tips-for-perfecting-your-copy/	▼-21. 86% 143 vs 183	▼-21. 08% 146 vs 185	▲0. 99% 1.02 vs 1. 01	▼-41. 09% 0:01 vs 0:01	▼-18. 24% 139 vs 170	▼-1.02% 97.90% vs 98. 91%	0.00% 0.00% vs 0. 00%	0.00% 0 vs 0
/23-witty-grammar-jokes-puns-to-satisfy-your-inner-grammar-nerd-2/	▲87. 10% 58 vs 31	▲90. 32% 59 vs 31	▲1. 72% 1.02 vs 1. 00	∞ 0:03 vs 0:00	▲83. 33% 55 vs 30	▼-1.72% 98.28% vs 100. 00%	0.00% 0.00% vs 0. 00%	0.00% 0 vs 0
/h/9257432.html	∞ 40 vs 0	∞ 40 vs 0	∞ 1.00 vs 0. 00	0.00% 0:00 vs 0:00	∞ 40 vs 0	∞ 100.00% vs 0.00%	0.00% 0.00% vs 0. 00%	0.00% 0 vs 0
/117-inspirational-quotes-for-a-prosperous-new-year/	▲1,133. 33% 37 vs 3	▲1,266. 67% 41 vs 3	▲10. 81% 1.11 vs 1. 00	∞ 0:02 vs 0:00	▲1,033. 33% 34 vs 3	▼-10.81% 89.19% vs 100. 00%	0.00% 0.00% vs 0. 00%	0.00% 0 vs 0
/7-types-of-push-notifications-users-actually-enjoy/	▲2,400. 00% 25 vs 1	▲2,400. 00% 25 vs 1	0. 00% 1.00 vs 1. 00	0.00% 0:00 vs 0:00	▲2,400. 00% 25 vs 1	0.00% 100.00% vs 100. 00%	0.00% 0.00% vs 0. 00%	0.00% 0 vs 0
/55-facebook-ads-that-get-the-holiday-advertising-right/	▼-50. 00% 22 vs 44	▼-54. 00% 23 vs 50	▼-8. 00% 1.05 vs 1. 14	▼-83. 11% 0:07 vs 0:44	▼-48. 72% 20 vs 39	▲5.00% 95.45% vs 90. 91%	0.00% 0.00% vs 0. 00%	0.00% 0 vs 0
/video/	▼-52. 50% 19 vs 40	▼-46. 94% 26 vs 49	▲11. 71% 1.37 vs 1. 23	▲458. 00% 1:54 vs 0:20	▼-47. 22% 19 vs 36	▼-6.43% 84.21% vs 90. 00%	0.00% 0.00% vs 0. 00%	0.00% 0 vs 0

LANDING PAGE ▲	SESSIONS	PAGE VIEWS	PAGES / SESSION	AVG. SESSION DURATION	NEW USERS	BOUNCE RATE	GOAL CONVERSION RATE	GOAL COMPLETIONS
/the-16-best-facebook-pages-youve-ever-seen/	▲100.00% 16 vs 8	▲137.50% 19 vs 8	▲18.75% 1.19 vs 1.00	∞ 1:28 vs 0:00	▲71.43% 12 vs 7	▼-18.75% 81.25% vs 100.00%	0.00% 0.00% vs 0.00%	0.00% 0 vs 0
/how-to-easily-plan-track-your-email-marketing-campaigns-free-email-planning-template/	▲114.29% 15 vs 7	▲128.57% 16 vs 7	▲6.67% 1.07 vs 1.00	∞ 0:01 vs 0:00	▲85.71% 13 vs 7	▼-6.67% 93.33% vs 100.00%	0.00% 0.00% vs 0.00%	0.00% 0 vs 0
/8-examples-of-successful-co-branding-partnerships-and-why-theyre-so-great/	▼-17.65% 14 vs 17	▲5.88% 18 vs 17	▲28.57% 1.29 vs 1.00	∞ 1:32 vs 0:00	▼-6.67% 67% vs 14 vs 15	▼-14.29% 85.71% vs 100.00%	0.00% 0.00% vs 0.00%	0.00% 0 vs 0
/how-i-got-1-7-million-pinn-views-to-my-e-commerce-pinterest-account-in-2015/	▲250.00% 14 vs 4	▲300.00% 16 vs 4	▲14.29% 1.14 vs 1.00	∞ 0:43 vs 0:00	▲233.33% 10 vs 3	▼-14.29% 85.71% vs 100.00%	0.00% 0.00% vs 0.00%	0.00% 0 vs 0
/how-to-close-leads-that-come-in-through-cold-email-pitches-and-advertising/	▲85.71% 13 vs 7	▲85.71% 13 vs 7	0.00% 1.00 vs 1.00	0.00% 0:00 vs 0:00	▲57.14% 11 vs 7	0.00% 100.00% vs 100.00%	0.00% 0.00% vs 0.00%	0.00% 0 vs 0
/a-cheat-sheet-to-high-converting-facebook-ad-creative/	▼-57.14% 12 vs 28	▼-58.06% 13 vs 31	▼-2.15% 1.08 vs 1.11	▼-86.72% 0:05 vs 0:40	▼-28.57% 10 vs 14	▲2.67% 91.67% vs 89.29%	0.00% 0.00% vs 0.00%	0.00% 0 vs 0
/20-of-the-best-website-homepage-design-examples/	▼-60.71% 11 vs 28	▼-61.29% 12 vs 31	▼-1.47% 1.09 vs 1.11	▼-85.93% 0:02 vs 0:14	▼-54.55% 10 vs 22	▲1.82% 90.91% vs 89.29%	0.00% 0.00% vs 0.00%	0.00% 0 vs 0
/contact/	0.00% 11 vs 11	▼-17.39% 19 vs 23	▼-17.39% 1.73 vs 2.09	▼-69.43% 1:32 vs 5:02	0.00% 7 vs 7	▲14.29% 72.73% vs 63.64%	0.00% 0.00% vs 0.00%	0.00% 0 vs 0
/influencer-marketing-dubai/	▼-37.50% 10 vs 16	▼-53.57% 13 vs 28	▼-25.71% 1.30 vs 1.75	▼-64.72% 0:39 vs 1:51	▼-56.25% 7 vs 16	▲12.00% 70.00% vs 62.50%	0.00% 0.00% vs 0.00%	0.00% 0 vs 0

LANDING PAGE ▲	SESSIONS	PAGE VIEWS	PAGES / SESSION	AVG. SES- SION DURA- TION	NEW USERS	BOUNCE RATE	GOAL CON- VERSION RATE	GOAL COM- PLETIONS
/what-saas-marketers-can-learn-about-pricing-from-menu-engineers/	▲233. 33% 10 vs 3	▲175. 00% 11 vs 4	▼-17. 50% 1.10 vs 1. 33	▼-99. 72% 0:01 vs 8:21	▲233. 33% 10 vs 3	▲35.00% 90.00% vs 66. 67%	0.00% 0.00% vs 0. 00%	0.00% 0 vs 0
/why-every-saas-employee-is-a-part-of-customer-success/	▼-30. 77% 9 vs 13	▼-30. 77% 9 vs 13	0. 00% 1.00 vs 1. 00	0.00% 0:00 vs 0:00	▼-25. 00% 6 vs 8	0.00% 100.00% vs 100. 00%	0.00% 0.00% vs 0. 00%	0.00% 0 vs 0
/best-french-fries-world/	▲33. 33% 8 vs 6	▼-9. 09% 10 vs 11	▼-31. 82% 1.25 vs 1. 83	▼-81. 85% 0:03 vs 0:20	▲33. 33% 8 vs 6	▲31.25% 87.50% vs 66. 67%	0.00% 0.00% vs 0. 00%	0.00% 0 vs 0
/which-marketing-channels-are-worth-focusing-on-in-2017/	▲14. 29% 8 vs 7	0.00% 8 vs 8	▼-12. 50% 1.00 vs 1. 14	▼-100. 00% 0:00 vs 0:16	▲14. 29% 8 vs 7	▲16.67% 100.00% vs 85. 71%	0.00% 0.00% vs 0. 00%	0.00% 0 vs 0
/10-of-the-best-out-of-of-vice-messages-we-could-find/	▲600. 00% 7 vs 1	▲250. 00% 7 vs 2	▼-50. 00% 1.00 vs 2. 00	▼-100. 00% 0:00 vs 0:12	▲600. 00% 7 vs 1	∞ 100.00% vs 0.00%	0.00% 0.00% vs 0. 00%	0.00% 0 vs 0
/18-tips-for-planning-a-f-lawless-new-product-launch/	▲133. 33% 7 vs 3	▲133. 33% 7 vs 3	0. 00% 1.00 vs 1. 00	0.00% 0:00 vs 0:00	▲133. 33% 7 vs 3	0.00% 100.00% vs 100. 00%	0.00% 0.00% vs 0. 00%	0.00% 0 vs 0
/how-to-use-facebook-delivery-insights/	▲75. 00% 7 vs 4	▲150. 00% 10 vs 4	▲42. 86% 1.43 vs 1. 00	∞ 0:44 vs 0:00	▲50. 00% 6 vs 4	▼-28.57% 71.43% vs 100. 00%	0.00% 0.00% vs 0. 00%	0.00% 0 vs 0
/signage-wayfinding-design/	▼-22. 22% 7 vs 9	0.00% 14 vs 14	▲28. 57% 2.00 vs 1. 56	▲14. 52% 0:23 vs 0:20	▼-44. 44% 5 vs 9	▲7.14% 71.43% vs 66. 67%	0.00% 0.00% vs 0. 00%	0.00% 0 vs 0
/the-right-approach-to-bu-ilding-a-solid-growth-strategy/	▲250. 00% 7 vs 2	▲166. 67% 8 vs 3	▼-23. 81% 1.14 vs 1. 50	▼-92. 21% 0:09 vs 2:06	▲250. 00% 7 vs 2	▲71.43% 85.71% vs 50. 00%	0.00% 0.00% vs 0. 00%	0.00% 0 vs 0

LANDING PAGE ▲	SESSIONS	PAGE VIEWS	PAGES / SESSION	AVG. SESSION DURATION	NEW USERS	BOUNCE RATE	GOAL CONVERSION RATE	GOAL COMPLETIONS
/14-of-the-best-brands-on-instagram-right-now/	∞ 6 vs 0	∞ 6 vs 0	∞ 1.00 vs 0. 00	0.00% 0:00 vs 0:00	∞ 6 vs 0	∞ 100.00% vs 0.00%	0.00% 0.00% vs 0. 00%	0.00% 0 vs 0
/37-great-instagram-ads-examples-to-inspire-you/	▼-75.00% 5 vs 20	▼-76.19% 5 vs 21	▼-4.76% 1.00 vs 1. 05	▼-100.00% 0:00 vs 0:00	▼-70.59% 5 vs 17	▲5.26% 100.00% vs 95. 00%	0.00% 0.00% vs 0. 00%	0.00% 0 vs 0
/7-smart-ways-to-use-face-book-multi-product-ads/	▲150.00% 5 vs 2	▲150.00% 5 vs 2	0.00% 1.00 vs 1. 00	0.00% 0:00 vs 0:00	▲150.00% 5 vs 2	0.00% 100.00% vs 100. 00%	0.00% 0.00% vs 0. 00%	0.00% 0 vs 0
/a-cheat-sheet-to-designing-a-pricing-page-that-converts/	▲25.00% 5 vs 4	▲25.00% 5 vs 4	0.00% 1.00 vs 1. 00	0.00% 0:00 vs 0:00	▲25.00% 5 vs 4	0.00% 100.00% vs 100. 00%	0.00% 0.00% vs 0. 00%	0.00% 0 vs 0
/content	▲400.00% 5 vs 1	▲900.00% 20 vs 2	▲100.00% 4.00 vs 2. 00	▲5,618.57% 13:20 vs 0:14	▲300.00% 4 vs 1	∞ 80.00% vs 0.00%	0.00% 0.00% vs 0. 00%	0.00% 0 vs 0
/from-punny-to-just-plain-clever-11-hilarious-holiday-cards-for-marketers/	▲66.67% 5 vs 3	▲66.67% 5 vs 3	0.00% 1.00 vs 1. 00	0.00% 0:00 vs 0:00	▲66.67% 5 vs 3	0.00% 100.00% vs 100. 00%	0.00% 0.00% vs 0. 00%	0.00% 0 vs 0
/how-to-pick-the-perfect-color-combination-for-your-data-visualization/	▲150.00% 5 vs 2	▲150.00% 5 vs 2	0.00% 1.00 vs 1. 00	0.00% 0:00 vs 0:00	▲150.00% 5 vs 2	0.00% 100.00% vs 100. 00%	0.00% 0.00% vs 0. 00%	0.00% 0 vs 0
/services/search-engine-optimization/	▲25.00% 5 vs 4	▲200.00% 12 vs 4	▲140.00% 2.40 vs 1. 00	∞ 7:50 vs 0:00	▲25.00% 5 vs 4	▼-60.00% 40.00% vs 100. 00%	0.00% 0.00% vs 0. 00%	0.00% 0 vs 0
/surf-n-fries-menu/	▲66.67% 5 vs 3	▲66.67% 5 vs 3	0.00% 1.00 vs 1. 00	0.00% 0:00 vs 0:00	0.00% 2 vs 2	0.00% 100.00% vs 100. 00%	0.00% 0.00% vs 0. 00%	0.00% 0 vs 0

LANDING PAGE ▲	SESSIONS	PAGE VIEWS	PAGES / SESSION	AVG. SESSION DURATION	NEW USERS	BOUNCE RATE	GOAL CONVERSION RATE	GOAL COMPLETIONS
/the-complete-resource-to-understanding-facebook-ads-cost/	▲66. 67% 5 vs 3	▲66. 67% 5 vs 3	0. 00% 1.00 vs 1. 00	0.00% 0:00 vs 0:00	▲33. 33% 4 vs 3	0.00% 100.00% vs 100. 00%	0.00% 0.00% vs 0. 00%	0.00% 0 vs 0
/11-testimonial-page-examples-youll-want-to-copy/	▲33. 33% 4 vs 3	▲33. 33% 4 vs 3	0. 00% 1.00 vs 1. 00	0.00% 0:00 vs 0:00	▲33. 33% 4 vs 3	0.00% 100.00% vs 100. 00%	0.00% 0.00% vs 0. 00%	0.00% 0 vs 0
/12-best-halloween-facebook-ads-to-emulate-this-holiday-season/	▲300. 00% 4 vs 1	▲300. 00% 4 vs 1	0. 00% 1.00 vs 1. 00	0.00% 0:00 vs 0:00	▲300. 00% 4 vs 1	0.00% 100.00% vs 100. 00%	0.00% 0.00% vs 0. 00%	0.00% 0 vs 0
/13-of-the-best-examples-of-beautiful-email-design/	▼-75. 00% 4 vs 16	▼-70. 59% 5 vs 17	▲17. 65% 1.25 vs 1. 06	▲492. 31% 0:19 vs 0:03	▼-73. 33% 4 vs 15	▼-20. 00% 75.00% vs 93. 75%	0.00% 0.00% vs 0. 00%	0.00% 0 vs 0
/6-cover-letter-examples-that-got-something-right/	▲100. 00% 4 vs 2	▲100. 00% 4 vs 2	0. 00% 1.00 vs 1. 00	0.00% 0:00 vs 0:00	▲100. 00% 4 vs 2	0.00% 100.00% vs 100. 00%	0.00% 0.00% vs 0. 00%	0.00% 0 vs 0
/a-starter-guide-to-facebook-instant-articles/	∞ 4 vs 0	∞ 4 vs 0	∞ 1.00 vs 0. 00	0.00% 0:00 vs 0:00	∞ 4 vs 0	∞ 100.00% vs 0.00%	0.00% 0.00% vs 0. 00%	0.00% 0 vs 0
/customer-data-the-solution-to-lead-generation/	▲300. 00% 4 vs 1	▲300. 00% 4 vs 1	0. 00% 1.00 vs 1. 00	0.00% 0:00 vs 0:00	▲300. 00% 4 vs 1	0.00% 100.00% vs 100. 00%	0.00% 0.00% vs 0. 00%	0.00% 0 vs 0
/freelancer-or-fiverr-we-ab-tested-3-different-on-demand-design-services-so-you-dont-have-to/	▲100. 00% 4 vs 2	▲100. 00% 4 vs 2	0. 00% 1.00 vs 1. 00	0.00% 0:00 vs 0:00	▲100. 00% 4 vs 2	0.00% 100.00% vs 100. 00%	0.00% 0.00% vs 0. 00%	0.00% 0 vs 0
/how-to-write-a-press-release-free-press-release-template-example/	▲33. 33% 4 vs 3	▲33. 33% 4 vs 3	0. 00% 1.00 vs 1. 00	0.00% 0:00 vs 0:00	▲33. 33% 4 vs 3	0.00% 100.00% vs 100. 00%	0.00% 0.00% vs 0. 00%	0.00% 0 vs 0

LANDING PAGE ▲	SESSIONS	PAGE VIEWS	PAGES / SESSION	AVG. SESSION DURATION	NEW USERS	BOUNCE RATE	GOAL CONVERSION RATE	GOAL COMPLETIONS
/services/content-creation-agency/	▲300.00% 4 vs 1	▲350.00% 9 vs 2	▲12.50% 2.25 vs 2.00	▼-79.58% 0:51 vs 4:11	▲100.00% 2 vs 1	∞ 50.00% vs 0.00%	0.00% 0.00% vs 0.00%	0.00% 0 vs 0
/the-ultimate-collection-of-free-content-marketing-templates/	0.00% 4 vs 4	0.00% 4 vs 4	0.00% 1.00 vs 1.00	0.00% 0:00 vs 0:00	0.00% 4 vs 4	0.00% 100.00% vs 100.00%	0.00% 0.00% vs 0.00%	0.00% 0 vs 0
/10-facebook-ad-optimization-hacks-for-massive-success/	∞ 3 vs 0	∞ 3 vs 0	∞ 1.00 vs 0.00	0.00% 0:00 vs 0:00	∞ 3 vs 0	∞ 100.00% vs 0.00%	0.00% 0.00% vs 0.00%	0.00% 0 vs 0
/11-places-to-find-free-pictures-for-facebook/	▼-40.00% 3 vs 5	▼-40.00% 3 vs 5	0.00% 1.00 vs 1.00	0.00% 0:00 vs 0:00	▼-60.00% 2 vs 5	0.00% 100.00% vs 100.00%	0.00% 0.00% vs 0.00%	0.00% 0 vs 0
/16-of-the-best-landing-page-design-examples-you-need-to-see/	▲50.00% 3 vs 2	▲50.00% 3 vs 2	0.00% 1.00 vs 1.00	0.00% 0:00 vs 0:00	0.00% 2 vs 2	0.00% 100.00% vs 100.00%	0.00% 0.00% vs 0.00%	0.00% 0 vs 0

TOP SOCIAL NETWORK REFERRALS

SESSIONS

SOCIAL NETWORK ▲	SESSIONS	PAGE VIEWS	AVG. SESSION DURATION	PAGES / SESSION	GOAL CONVERSION RATE	GOAL COMPLETIONS
Facebook	▲266.67% 11 vs 3	▲83.33% 11 vs 6	▼-100.00% 0:00 vs 0:23	▼-50.00% 1.00 vs 2.00	0.00% 0.00% vs 0.00%	0.00% 0 vs 0
Instagram	▼-20.00% 8 vs 10	▲38.46% 18 vs 13	▲1,044.23% 0:44 vs 0:03	▲73.08% 2.25 vs 1.30	0.00% 0.00% vs 0.00%	0.00% 0 vs 0
Pinterest	0.00% 1 vs 1	▲100.00% 2 vs 1	∞ 4:30 vs 0:00	▲100.00% 2.00 vs 1.00	0.00% 0.00% vs 0.00%	0.00% 0 vs 0
YouTube	▼-100.00% 0 vs 1	▼-100.00% 0 vs 3	▼-100.00% 0:00 vs 0:30	▼-100.00% 0.00 vs 3.00	0.00% 0.00% vs 0.00%	0.00% 0 vs 0

TOP EVENTS

SESSIONS

No results found.

WEBSITE SEO STATS



**EXTERNAL
BACKLINKS MOZ**
SITE PERFORMANCE

2,880

PREVIOUS: VS. 2,681

▲7.42%



CITATION FLOW
SITE PERFORMANCE

10

PREVIOUS: VS. 11

▼-9.09%



TRUST FLOW
SITE PERFORMANCE

6

PREVIOUS: VS. 7

▼-14.29%



**DOMAIN
AUTHORITY**
SITE PERFORMANCE

32

PREVIOUS: VS. 32

▲0%



LOAD TIME
SITE PERFORMANCE

0.87 SECS

PREVIOUS: VS. 0.50

SECS

▲74%



PAGE SPEED
SITE PERFORMANCE


70

PREVIOUS: VS. 95

▼-26.32%

RANKINGS TRACKER


01/12/2018 - 31/12/2018 [compared to 01/11/2018 - 30/11/2018]

 **KEYWORD AVERAGE RANK**
SERP TRACKER


48.8

PREVIOUS: 0.0


0%

 **KEYWORD IMPROVED**
SERP TRACKER

0

 **KEYWORD DECLINED**
SERP TRACKER


0

 **KEYWORD RANKS ONE TO THREE**
SERP TRACKER

1

PREVIOUS: --


0%

 **KEYWORD RANKS FOUR TO TEN**
SERP TRACKER

3

PREVIOUS: --

0%

 **KEYWORD RANKS PAGE TWO**
SERP TRACKER

13

PREVIOUS: --

0%



KEYWORD RANK POSITIONS

SERP TRACKER

KEYWORD ▲	GOOGLE	GOOGLE Δ	TYPE
content creation agency	10	none	
content creation agency	10	none	
content creation agency abu dhabi	88	none	

KEYWORD ▲	GOOGLE	GOOGLE ▲	TYPE
content creation agency abu dhabi	3	none	
content creation agency abu dhabi	88	none	

KEYWORD ▲	GOOGLE	GOOGLE ▲	TYPE
content creation agency abu dhabi	88	none	

KEYWORD ▲	GOOGLE	GOOGLE ▲	TYPE
content creation agency abu dhabi	87	none	
content creation agency dubai	7	none	
content creation agency uae	4	none	

KEYWORD ▲	GOOGLE	GOOGLE ▲	TYPE
digital marketing	N/A	--	
digital marketing agency abu dhabi	20	none	
digital marketing agency abu dhabi	23	none	
digital marketing agency dubai	77	none	
digital marketing agency dubai	68	none	
digital marketing dubai	N/A	--	
social media agency	N/A	--	
social media agency abu dhabi	14	none	

KEYWORD ▲	GOOGLE	GOOGLE ▲	TYPE
social media agency abu dhabi	100	none	
social media agency dubai	78	none	
social media agency dubai	53	none	



COMPETITOR OVERVIEW

SERP TRACKER

WEBSITE ▲	AVG RANK	AVG RANK Δ	RANKS 1-3	RANKS 4-10	RANKS PAGE 2+
www.10forward.ae	48.8	-	1	3	13
--	-	-	-	-	-
--	-	-	-	-	-
--	-	-	-	-	-
--	-	-	-	-	-
--	-	-	-	-	-



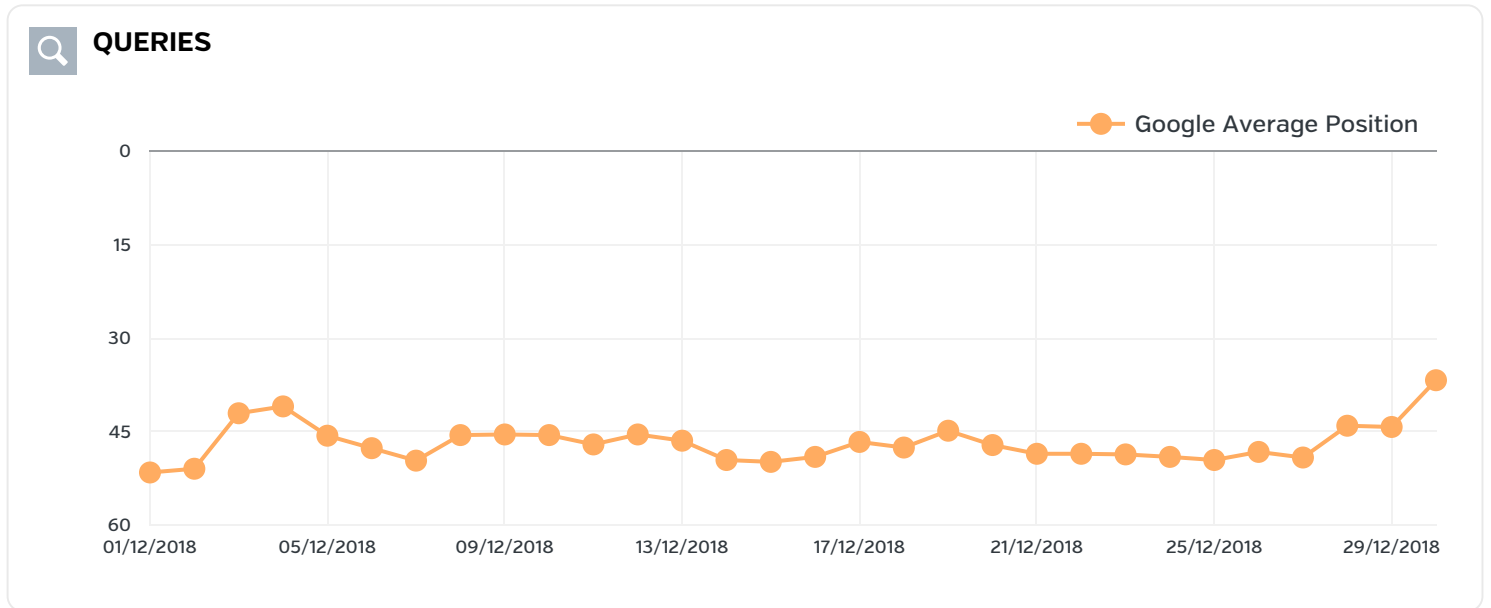
COMPETITOR RANK POSITIONS

SERP TRACKER

KEYWORD	WWW.10FORWARD.AE ▾
digital marketing agency dubai	68
social media agency dubai	53
digital marketing agency abu dhabi	20
social media agency abu dhabi	13
content creation agency	10
content creation agency dubai	7
content creation agency uae	4
content creation agency abu dhabi	3

SEO - ORGANIC TRAFFIC

01/12/2018 - 31/12/2018 [compared to 01/11/2018 - 30/11/2018]



VISITS

SEO METRICS

1,172

PREVIOUS: 1,074

▲9.12%

PAGE VIEWS

SEO METRICS

1,474

PREVIOUS: 1,381

▲6.73%

CLICKS

751

PREVIOUS: 527

▲42.50%

PAGE VIEWS PER VISIT

SEO METRICS

1.26

PREVIOUS: 1.29

▼-2.19%

IMPRESSIONS

58,017

PREVIOUS: 51,644

▲12.34%

CTR

1.29

PREVIOUS: 1.02

▲26.47%

NEW VISITS

SEO METRICS

1,078

PREVIOUS: 955

▲12.88%

POSITION

46.70

PREVIOUS: 48.60

▲3.91%

VISIT BOUNCE RATE

SEO METRICS

85.84%

PREVIOUS: 86.13%

▼-0.34%



GOOGLE SEARCH ENGINE RANKINGS

QUERIES	CLICKS	IMPRESSIONS	CTR	POSITION	POSITION Δ	LOCAL VOL	GLOBAL VOL	ADV COMP
video image	6	1,414	0%	1.4	▼0.1	-	-	-
digital marketing agency dubai	2	885	0%	65.3	▼11	-	-	-
digital agency dubai	--	605	0%	87.0	▼9.7	-	-	-
digital marketing agency in dubai	--	550	0%	66.5	▼3.9	-	-	-
digital marketing companies in dubai	1	500	0%	65.9	▼10	-	-	-
dubai captions	16	470	3.40%	7.0	▼1.2	-	-	-
digital agencies in dubai	--	445	0%	66.3	▼0.5	-	-	-
fiverr uae	3	367	0%	9.1	▼0.5	-	-	-
digital agency in dubai	--	367	0%	85.5	▼11.3	-	-	-
dubai puns	54	362	14.92%	1.8	▲0.5	-	-	-
content marketing templates	--	359	0%	57.2	▲10.7	-	-	-
digital marketing agencies in dubai	--	325	0%	59.7	▼5.6	-	-	-
digital marketing agency uae	2	322	0%	53.5	▼14.3	-	-	-
content marketing dubai	1	317	0%	12.3	▼4.7	-	-	-
dubai instagram captions	18	294	6.12%	5.7	▼0.4	-	-	-
digital marketing companies in uae	--	268	0%	28.3	▲8.8	-	-	-
digital marketing companies uae	--	249	0%	26.4	▲14.2	-	-	-
dubai captions for instagram	45	231	19.48%	3.0	▼0.3	-	-	-
dubai seo agency	--	225	0%	50.4	▲29	-	-	-
digital marketing services in dubai	--	207	0%	69.8	▼22.9	-	-	-
content marketing uae	--	201	0%	11.6	▲2.6	-	-	-
dubai quotes for instagram	9	199	4.52%	4.5	▼0.4	-	-	-
content creation agency	--	194	0%	38.1	▲91.2	-	-	-
digital marketing abu dhabi	--	192	0%	25.6	▲4	-	-	-
digital marketing companies abu dhabi	1	189	0%	12.7	▲1.9	-	-	-
content marketing agency dubai	1	180	0%	7.8	▼4.3	-	-	-
digital agency uae	--	174	0%	65.4	▲3.5	-	-	-
digital media agency in dubai	--	171	0%	65.9	▼20.1	-	-	-
social media agency abu dhabi	2	166	1.20%	10.1	0.0	-	-	-

QUERIES	CLICKS	IMPRESSIONS	CTR	POSITION	POSITION Δ	LOCAL VOL	GLOBAL VOL	ADV COMP
digital marketing agency abu dhabi	--	164	0%	15.1	▲3.2	-	-	-
dubai social media agencies	--	164	0%	62.8	▼4.2	-	-	-
best social media agencies in dubai	--	157	0%	50.8	▲0.5	-	-	-
best social media agency in dubai	--	153	0%	48.8	▼3.7	-	-	-
dubai marketing companies.	--	144	0%	63.9	▲3.1	-	-	-
digital marketing services dubai	--	127	0%	92.9	▼5.4	-	-	-
digital marketing agency in uae	1	124	0%	31.1	▲14	-	-	-
best digital agencies in dubai	--	123	0%	54.4	▲6.7	-	-	-
digital agencies dubai	--	115	0%	66.4	0.0	-	-	-
instagram captions for dubai	7	111	6.31%	4.0	▼0.6	-	-	-
facebook advertising dubai	--	111	0%	26.3	▲7.1	-	-	-
facebook marketing dubai	--	108	0%	40.9	▲0.7	-	-	-
dubai web agency	--	107	0%	84.6	▲4.6	-	-	-
digital agency in uae	1	104	0%	58.0	▼4.8	-	-	-
10 forward	7	104	6.73%	6.9	▲2.8	-	-	-
best digital marketing company in dubai	--	103	0%	100.9	▼6.8	-	-	-
copywriting services abu dhabi	--	102	0%	26.1	▲2.9	-	-	-
social media marketing abu dhabi	1	93	1.08%	11.8	0.0	-	-	-
digital agency abu dhabi	--	88	0%	15.8	▲3.4	-	-	-
digital marketing company in uae	--	84	0%	37.1	▼3.8	-	-	-
crossfit dubai	--	84	0%	73.6	▲4.6	-	-	-
marketing agency in dubai	2	83	2.41%	91.0	0.0	-	-	-
digital marketing company in abu dhabi	--	82	0%	16.4	▲4.3	-	-	-
copywriting services dubai	--	80	0%	58.8	▲0.9	-	-	-
digital marketing company in dubai	--	79	0%	107.4	▼3.6	-	-	-
dubai seo	--	79	0%	90.0	0.0	-	-	-
digital content creation agency	--	74	0%	43.3	▲9.8	-	-	-
secret santa gifts dubai	25	74	33.78%	2.0	0.0	-	-	-
copywriting dubai	--	72	0%	86.4	▼4.1	-	-	-
crossfit marketing strategies	--	72	0%	90.9	▲1.3	-	-	-

QUERIES	CLICKS	IMPRESSIONS	CTR	POSITION	POSITION Δ	LOCAL VOL	GLOBAL VOL	ADV COMP
dubai marketing strategy	--	70	0%	72.5	▲7.3	-	-	-
best digital marketing agency in dubai	--	69	0%	66.6	▼6.2	-	-	-
abu Dhabi seo agency	--	69	0%	25.6	▲7.4	-	-	-
wayfinding company	1	68	1.47%	42.1	0.0	-	-	-
dubai photo captions	3	65	4.62%	6.9	▼0.5	-	-	-
customer demographics	--	65	0%	1.0	0.0	-	-	-
content marketing in dubai	--	64	0%	11.4	▼3.4	-	-	-
adwords agency abu Dhabi	--	64	0%	34.7	▲10.4	-	-	-
digital marketing in uae	--	63	0%	75.5	▼4.7	-	-	-
facebook custom audience sync	--	63	0%	52.0	▼17.2	-	-	-
best digital marketing agencies in dubai	--	63	0%	59.5	▼7.5	-	-	-
adwords abu Dhabi	--	63	0%	55.4	▲13.9	-	-	-
captions for dubai	--	60	0%	8.0	▼1.1	-	-	-
digital outsourcing agency dubai	--	60	0%	32.4	▲1	-	-	-
content marketing services dubai	--	59	0%	9.8	▼0.2	-	-	-
social media company in abu Dhabi	1	59	1.69%	8.0	0.0	-	-	-
adwords dubai	--	58	0%	72.9	▲12.3	-	-	-
digital marketing companies dubai	--	58	0%	69.5	▼13.4	-	-	-
facebook marketing abu Dhabi	--	58	0%	10.8	▲3	-	-	-
digital marketing uae	--	57	0%	103.0	▼12.6	-	-	-
content marketing statistics you should	--	56	0%	44.8	▲12.6	-	-	-
dubai instagram puns	1	53	1.89%	8.4	▼2.8	-	-	-
dubai local search engine	--	53	0%	79.3	▲14.6	-	-	-
dubai caption	3	53	5.66%	8.8	▲0.2	-	-	-
dubai digital agency	--	52	0%	94.5	▼8.2	-	-	-
content development agency	--	51	0%	90.9	0.0	-	-	-
ads pictures	--	51	0%	1.0	0.0	-	-	-
dubai jokes	1	51	1.96%	7.6	▲7.1	-	-	-
funny out of office messages	1	51	1.96%	48.7	▼1.2	-	-	-
digital marketing planning tools dubai	--	51	0%	77.9	▼13.1	-	-	-

QUERIES	CLICKS	IMPRESSIONS ▾	CTR	POSITION	POSITION Δ	LOCAL VOL	GLOBAL VOL	ADV COMP
display advertising dubai	--	50	0%	85.4	▲8.1	-	-	-
facebook ad frequency	--	50	0%	75.4	▲1.4	-	-	-
dubai pun	2	50	4.00%	3.6	▲1.9	-	-	-
digital marketing company dubai	--	49	0%	106.5	▼11.3	-	-	-
best facebook pages	5	49	10.20%	48.9	▼23.4	-	-	-
digital marketing services in uae	--	48	0%	41.5	▼8.7	-	-	-
content creation dubai	--	46	0%	5.1	▼2.3	-	-	-
best marketing companies in dubai	--	45	0%	68.0	▼4.5	-	-	-
digital marketing in abu dhabi	--	44	0%	28.8	▼1.3	-	-	-
customer engagement automation	--	43	0%	45.5	▲10.1	-	-	-
copywriting services in dubai	--	43	0%	53.2	▲3	-	-	-

KEYWORD	AVG CLICK	AVG CLICK	AVG IMPR	AVG IMPR	CLICKS	CLICKS	IMPR	IMPR	CTR
	POS	POS Δ	POS	POS Δ		%Δ		%Δ	
content creation agency	--	--	25.7	++	--	--	84	++	--
10 forward	--	--	4.8	++	--	--	34	++	--
social media analytics and reporting	--	--	18.6	++	--	--	28	++	--
video production	--	--	10.2	++	--	--	22	++	--
ten forward	--	--	14.3	++	--	--	21	++	--
social digital agency	--	--	5.7	++	--	--	11	++	--
site:www.10forward.ae	--	--	5.5	++	--	--	10	++	--
digital content agency	--	--	19.1	++	--	--	9	++	--
digital marketing agency in abu dhabi	--	--	5.1	++	--	--	9	++	--
seo production house	--	--	6.0	++	--	--	9	++	--
digital agency in dubai	--	--	8.5	++	--	--	9	++	--
digital content marketing agency	--	--	7.9	++	--	--	8	++	--
top content marketing agencies	--	--	19.7	++	--	--	7	++	--
content agency	--	--	21.6	++	--	--	6	++	--
top content marketing companies	--	--	8.9	++	--	--	5	++	--
digital marketing agency in dubai	--	--	8.0	++	--	--	5	++	--
best content marketing agencies	--	--	8.7	++	--	--	5	++	--
social media content agency	--	--	7.3	++	--	--	5	++	--
boutique marketing agency	--	--	14.3	++	--	--	5	++	--
digital agency uae	--	--	9.5	++	--	--	4	++	--
forward social marketing	--	--	5.0	++	--	--	4	++	--
digital content marketing	--	--	20.5	++	--	--	4	++	--
boutique digital marketing	--	--	37.0	++	--	--	4	++	--
dubai music producer contacts	--	--	8.0	++	--	--	4	++	--
digital content agencies	--	--	5.5	++	--	--	4	++	--
+""rise above the struggle""	--	--	6.7	++	--	--	3	++	--
+""spitting out profanity""	--	--	37.0	++	--	--	3	++	--
best content marketing agency	--	--	16.5	++	--	--	3	++	--
content marketing agency in ewing	--	--	17.7	++	--	--	3	++	--

KEYWORD	AVG CLICK	AVG CLICK	AVG IMPR	AVG IMPR	CLICKS	CLICKS	IMPR	IMPR	CTR
	POS	POS Δ	POS	POS Δ		%Δ		%Δ	
social media management and content production	--	--	3.0	++	--	--	3	++	--
jodi avrigan	--	--	13.0	++	--	--	3	++	--
best content marketing companies	--	--	42.6	++	--	--	3	++	--
ten design fz llc dubai	--	--	1.0	++	--	--	2	++	--
digital marketing abu dhabi	--	--	9.0	++	--	--	2	++	--
captions for dubai	--	--	1.0	++	--	--	2	++	--
10forward accountants	--	--	9.0	++	--	--	2	++	--
fill in caption cartoons	--	--	5.0	++	--	--	2	++	--
krats yelp making a murdrer	--	--	7.0	++	--	--	2	++	--
what is your company focusing on	--	--	67.0	++	--	--	2	++	--
video producer	--	--	33.0	++	--	--	2	++	--
rebelfitness dubai	--	--	8.0	++	--	--	2	++	--
captions for isntagram with coworkers	--	--	10.0	++	--	--	2	++	--
funkydigitalagency.co.uk	--	--	6.0	++	--	--	2	++	--
+""factor that influences your success""	--	--	23.0	++	--	--	2	++	--
content marketing agency in dubai	--	--	1.0	++	--	--	2	++	--
the importance of the facebook pixel	--	--	9.0	++	--	--	2	++	--
how to write good captions	--	--	27.0	++	--	--	2	++	--
+""experiencing slightly increasing""	--	--	28.0	++	--	--	2	++	--
+""intent-based traffic to our landing""	--	--	8.0	++	--	--	2	++	--
dubai label music producer contacts	--	--	5.0	++	--	--	2	++	--
10forward.com	--	--	8.0	++	--	--	2	++	--
+""named eugene gootsman""	--	--	13.0	++	--	--	2	++	--
+""personalize the content feed""	--	--	32.0	++	--	--	2	++	--
how to copy instagram caption	--	--	1.0	++	--	--	2	++	--
signage wayfinding design company dubai	--	--	11.0	++	--	--	2	++	--
+""exclusivity of a loyalty program""	--	--	32.0	++	--	--	2	++	--
content marketing in dubai	--	--	1.0	++	--	--	2	++	--
rebel content ae	--	--	8.0	++	--	--	2	++	--
uberconference/efzillc	--	--	3.0	++	--	--	2	++	--

KEYWORD	AVG CLICK	AVG CLICK	AVG IMPR	AVG IMPR	CLICKS	CLICKS	IMPR	IMPR	CTR
	POS	POS Δ	POS	POS Δ		%Δ		%Δ	
top content marketing agency	--	--	40.0	++	--	--	2	++	--
boutique digital marketing company best websites	--	--	9.0	++	--	--	2	++	--
ten foward	--	--	11.0	++	--	--	2	++	--
http;forward/forward/ae.ket.org	--	--	11.0	++	--	--	2	++	--
+""innovation marketing acts""	--	--	3.0	++	--	--	2	++	--
wichita state universitys software usability research laboratory conducted a survey in 2006	--	--	34.0	++	--	--	2	++	--
digital marketing idiot proof	--	--	3.0	++	--	--	2	++	--
+""marketing digital marketing""	--	--	43.0	++	--	--	2	++	--
digital viseo content agencies	--	--	6.0	++	--	--	2	++	--
content cration agency interior design	--	--	25.0	++	--	--	2	++	--
+""analyze their strategy in dubai""	--	--	26.0	++	--	--	2	++	--
ten froward	--	--	9.0	++	--	--	2	++	--
bed bath & beyond morae croasing	--	--	10.0	++	--	--	2	++	--
content amarketing landing page	--	--	20.0	++	--	--	2	++	--
tube production	--	--	24.0	++	--	--	2	++	--
dubai music producer company contacts	--	--	5.0	++	--	--	2	++	--
label music producer in dubai contacts	--	--	14.0	++	--	--	2	++	--
10forward	--	--	1.0	++	--	--	2	++	--
the digital tree dubai	--	--	7.0	++	--	--	2	++	--
sales funnel saas	--	--	4.0	++	--	--	2	++	--
digital content creation companies	--	--	3.0	++	--	--	2	++	--
+""violation and the content removed""	--	--	1.0	++	--	--	2	++	--
thephysicaltrainingcompany	--	--	10.0	++	--	--	2	++	--
+""using things like your customer""	--	--	17.0	++	--	--	2	++	--
hp agency at abu dhabi	--	--	10.0	++	--	--	2	++	--
subdomains-topmil	--	--	17.0	++	--	--	2	++	--
+""conversions for quantitative characteristics""	--	--	13.0	++	--	--	2	++	--
tenforward	--	--	13.0	++	--	--	2	++	--
gainz abu dhabi	--	--	5.0	++	--	--	2	++	--

KEYWORD	AVG CLICK	AVG CLICK	AVG IMPR	AVG IMPR	CLICKS	CLICKS	IMPR	IMPR	CTR
	POS	POS Δ	POS	POS Δ		%Δ		%Δ	
ten forward vodka discount code	--	--	26.0	++	--	--	2	++	--
social media agency in dubai	--	--	3.5	++	--	--	2	++	--
social media agency uae	--	--	5.0	++	--	--	2	++	--
funny dubai hashtags	--	--	6.0	++	--	--	2	++	--
content creation agency video photo	--	--	8.0	++	--	--	2	++	--
digital marketing content creation	--	--	30.0	++	--	--	2	++	--
hashtag captions for dubai	1.0	++	1.0	++	2	++	2	++	100.0
social media agency abu dhabi	--	--	9.5	++	--	--	2	++	--
facebook save audiences	--	--	29.0	++	--	--	1	++	--
25,000aed to usd	--	--	9.0	++	--	--	1	++	--
finance.yahoo.com 1906 ceo peter barsoom talks the business of cannabis	--	--	27.0	++	--	--	1	++	--
how to see saved audiences edits on facebook	--	--	8.0	++	--	--	1	++	--

YOUTUBE

01/12/2018 - 31/12/2018 [compared to 01/11/2018 - 30/11/2018]

 **DAILY UPLOAD VIEWS**

No chart available.

 **UPLOAD VIEWS**

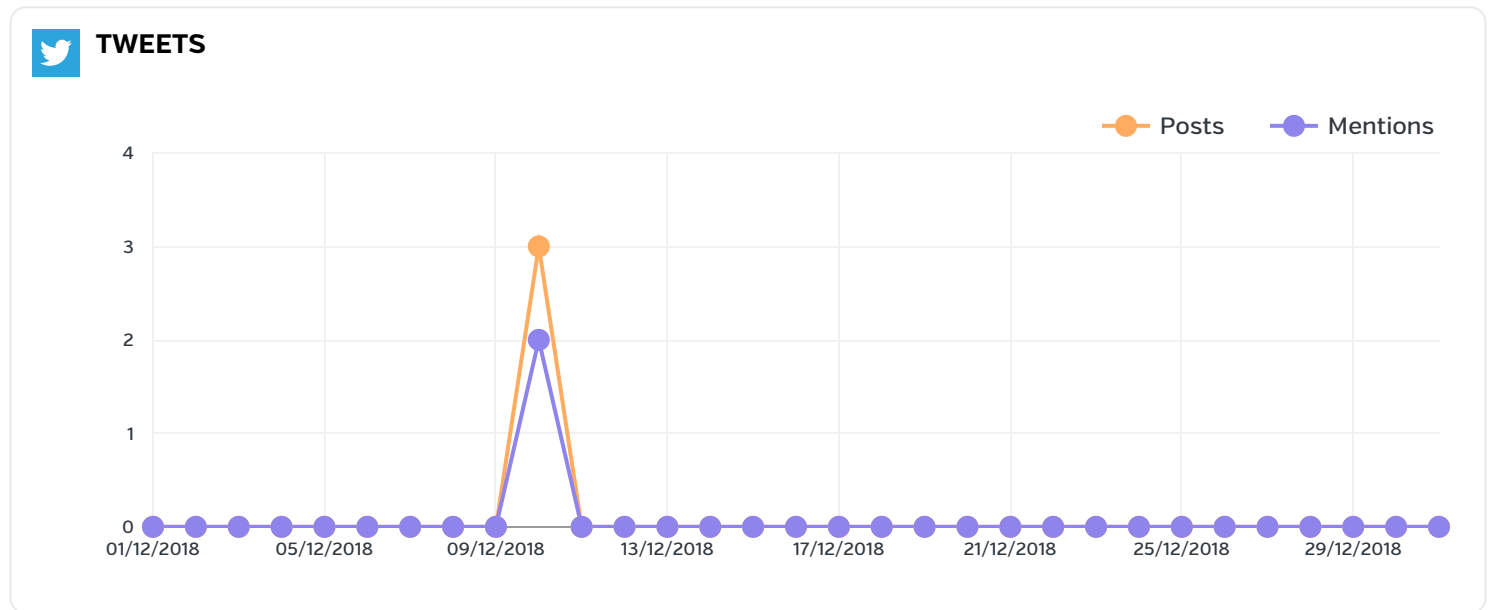
--

 **LIFETIME SUBSCRIBERS**

--

TWITTER

01/12/2018 - 31/12/2018 [compared to 01/11/2018 - 30/11/2018]



TWEETS

1,943

TOTAL MENTIONS

2

--

▲

RETWEET REACH

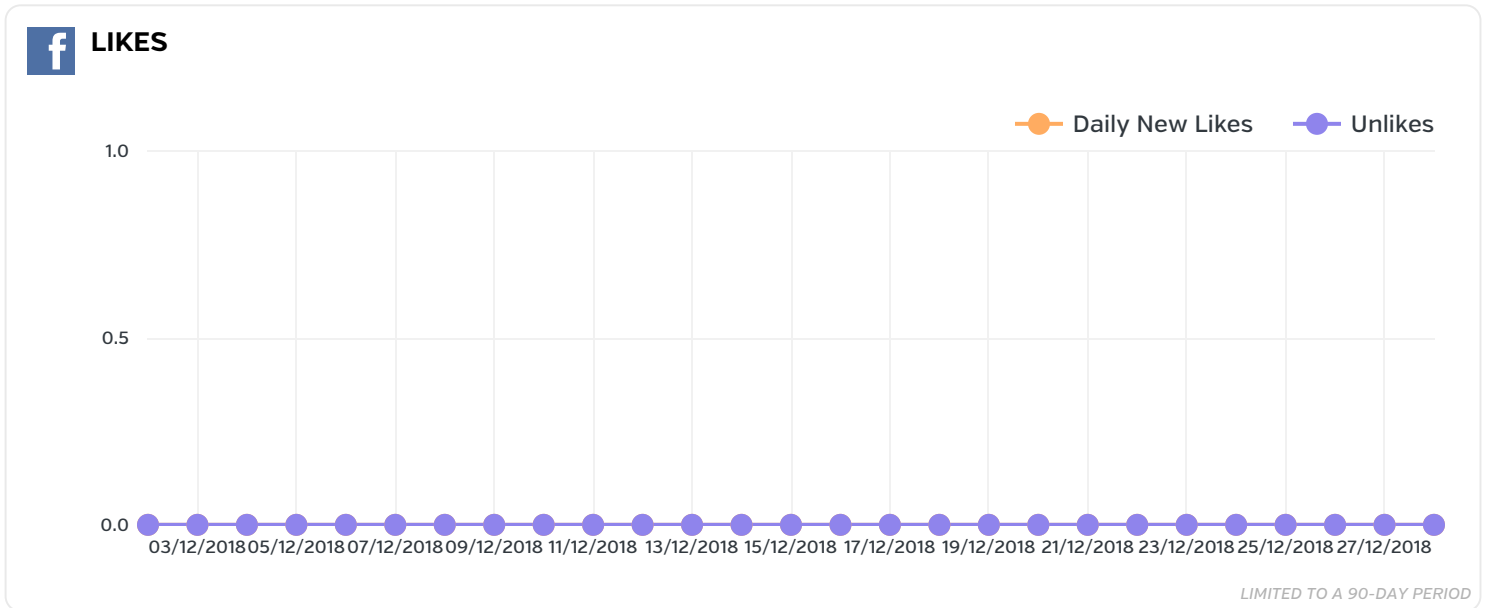
868

--

▲

FACEBOOK PAGE

01/12/2018 - 31/12/2018 [compared to 01/11/2018 - 30/11/2018]



f WEEKLY TOTAL REACH

10

PREVIOUS: 5

▲100%

LIMITED TO A 90-DAY PERIOD

f LIKES

163

PREVIOUS: 163

LIMITED TO A 90-DAY PERIOD









f LIKE SOURCES

No results found.

LIMITED TO A 90-DAY PERIOD

MARKETING - FB

01/12/2018 - 31/12/2018 [compared to 01/11/2018 - 30/11/2018]



MARKETING - GOOGLE

01/12/2018 - 31/12/2018 [compared to 01/11/2018 - 30/11/2018]

CAMPAIGNS ADS

No results found.

IMPRESSIONS ADS

0

--

COST ADS

0.00 ل.د
PREVIOUS: 0.00 ل.د

0%

CLICKS ADS

0

--

AVG CPC ADS

0.00 ل.د
PREVIOUS: 0.00 ل.د

0%

SUMMARY ADS

No chart available.

PERFORMANCE ADS

No chart available.

CTR ADS

0%

PREVIOUS: 0%

0%